



LUXEON XR-HL2X

High performance LED modules with extreme efficacy for robust lighting designs



LUXEON XR-HL2X is a standard integrated module compatible with off-the-shelf drivers, optics, and heat sinks. These versatile building blocks feature 8, 12 or 16 LUXEON HL2X LEDs on a MCPCB substrate for thermal efficiency and mechanical robustness. This approach simplifies system integration and accelerates time-to-market.

FEATURES AND BENEFITS

Efficacy and Luminous flux of up to 184lm/W typ and 2800lm available

CCT/CRI Options:3000K, 4000K (70 CRI)

Board level color control of ≤ 5 SDCM

MCPCB for efficient heat dissipation and mechanical robustness

UL 8750, ENEC, CE, UKCA compliance

5-year limited guarantee

PRIMARY APPLICATIONS

High Bay

Low Bay

Sport Lights

Outdoor Area Lights

Roadway Lights

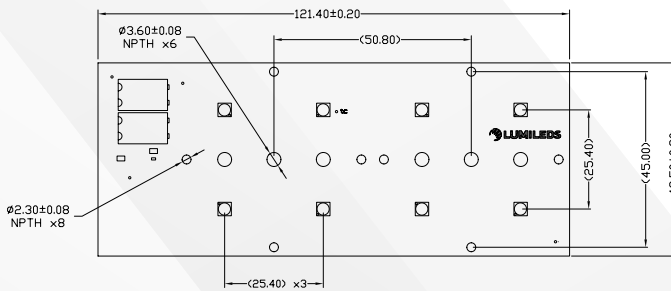
LUXEON XR-HL2X product performance at 350mA, $T_c=80^\circ\text{C}$.

NOMINAL CCT	MINIMUM CRI ^[1, 2]	LUMINOUS FLUX ^[1] (lm)		TYPICAL LUMINOUS EFFICACY (lm/W)	ENERGY EFFICIENCY CLASS	PART NUMBER
		MINIMUM	TYPICAL			
3000K	70	1315	1326	174	D	L2H2-3070008MLU010
4000K	70	1364	1407	184	D	L2H2-4070008MLU010
3000K	70	1972	1988	174	D	L2H2-3070012MLU010
4000K	70	2046	2110	184	D	L2H2-4070012MLU010
3000K	70	2630	2651	174	D	L2H2-3070016MLU010
4000K	70	2728	2814	184	D	L2H2-4070016MLU010

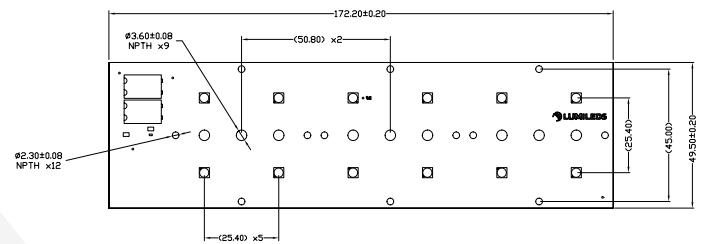
Notes:

1. Lumileds maintains a tolerance of ± 2 on CRI and $\pm 7\%$ on luminous flux measurements.
2. Typical CRI is approximately 2 points higher than the minimum CRI specified, but this is not guaranteed.

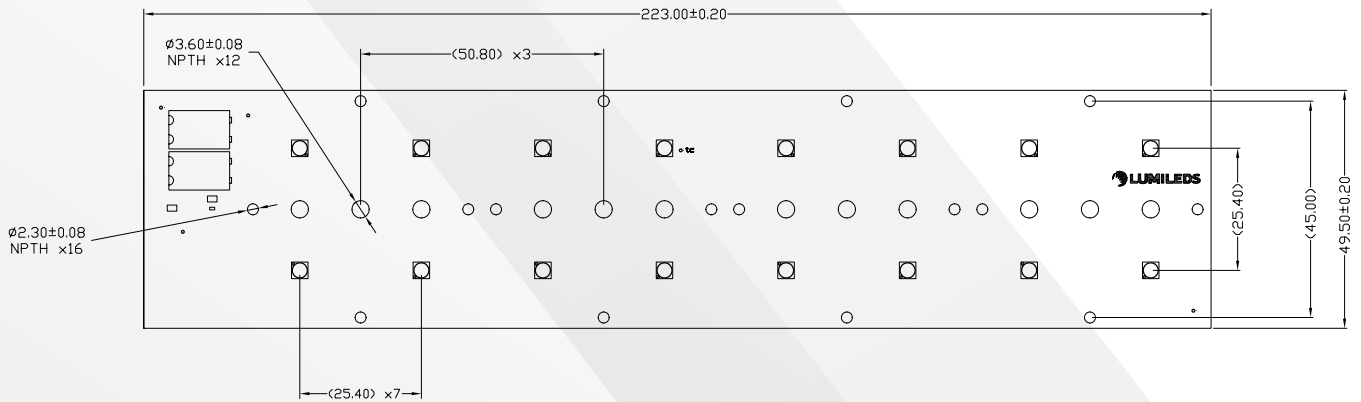
Mechanical Dimensions.



L2H2-xxxx008MLU010



L2H2-xxxx012MLU010



L2H2-xxxx016MLU010

Notes:

1. Drawings are not to scale.
2. All dimensions are in millimeters.