

RAJ2930004AGM Preliminary Short DatasheetGate Driver IC for IGBTs and SiC MOSFETs

1. Description

The RAJ2930004AGM is a gate driver IC for IGBT and SiC MOSFET gate-drive in high voltage inverter applications. Integrated 3750Vrms micro-isolators provide data transfer with high voltage isolation between the primary circuit (MCU side) and the secondary circuit (IGBT side). In addition, it boasts superior CMTI (Common Mode Transient Immunity) performance over 150 V/ns, providing reliable communication and increased noise immunity while meeting the high voltages and fast switching speeds required in inverter systems.

This device contains Gate drive circuit, Miller clamp circuit, and Soft turn-off circuit as well as several types of protection circuits such as Overcurrent detection.

2. Features

- On-chip Micro Isolator (isolated circuit)
 - High voltage isolation: 3750V_{RMS}, 1min
 - High CMTI (Common Mode Transient Immunity): over 150V/ns
- High output gate drive circuit
 - Gate drive output peak current (Source / Sink): 10A typ. / 10A typ.
 - On-chip active miller clamp
 - Soft turn-off function
- Various on-chip protection circuits
 - Over current detection by DESAT (Desaturation Protection): 8.9V +/- 6.7% (Threshold voltage)
 - On-chip under voltage lockout circuit (UVLO)
 - VCC1 (5 V system): 4.1V typ.
 - VCC2 (15 V system): 10V typ.
 - Fault Alarm outputs on FOB pin and the latched fault status can be reset by RSTB pin
- Operating temperature: - 40 to 125 °C (Junction temperature: 150 °C max)
- AEC-Q100 Qualified (Grade 1)

3. Applications

- Traction inverters for EV/HEV in automotive applications
- DC-DC converters for EV/HEV in automotive applications
- On-board charger for EV in automotive applications
- Inverters and converters for industrial instruments, etc.

Note: The information contained in this document is the one that was obtained when the document was issued and may be subject to change.

Contents

RAJ2930004AGM Short Datasheet.....	1
1. Description	1
2. Features	1
3. Applications.....	1
4. Pin Configuration	3
5. Requirement Specification	4
6. Functions.....	5
7. Example of application diagram.....	6
8. Package	8

Preliminary Short Datasheet

4. Pin Configuration

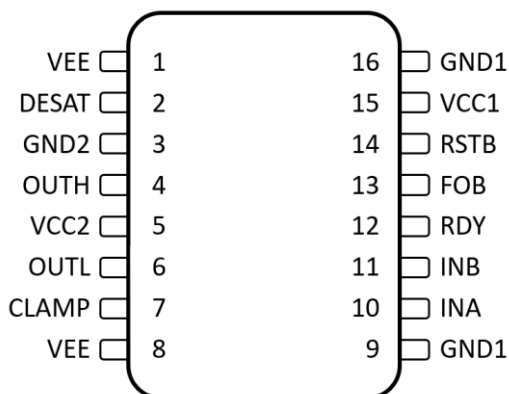


Figure 1 Pin assignment

Table 1 Pin assignment and Functions

No.	Pin Name	I/O	Functions
1	VEE	P	Negative power supply input. Connect to GND2 for Unipolar supply application.
2	DESAT	I	DESAT input
3	GND2	P	Secondary side GND. Connect to IGBT Emitter
4	OUTH	O	Gate drive output (Positive)
5	VCC2	P	Secondary power supply input (15 V typ.)
6	OUTL	O	Gate drive output (Negative)
7	CLAMP	I/O	Active Miller clamp input / output
8	VEE	P	Negative power supply input. Connect to GND2 for Unipolar supply application.
9	GND1	P	Primary side GND
10	INA	I	Non-inverted gate drive input
11	INB	I	Inverted gate drive input
12	RDY	O	Power-good output
13	FOB	O	Inverted fault output (L level output at error)
14	RSTB	I	Reset input. Apply a low pulse to reset fault (FOB) latch.
15	VCC1	P	Primary side power supply input (5 V typ.)
16	GND1	P	Primary side GND

5. Requirement Specification

Table 2 Absolute Maximum Ratings

Symbol	Parameter	MIN	MAX	Unit
VCC1	VCC1 – GND1	-0.3	6	V
VCC2	VCC2 – GND2	-0.3	36	V
VEE	VEE – GND2	-17.5	0.3	V
V _{MAX}	VCC2 – VEE	-0.3	36	V
INA, INB, RSTB	DC	GND1-0.3	VCC1+0.3	V
DESAT	Reference to GND2	GND2-0.3	VCC2+0.3	V
OUTH, OUTL, CLAMP	DC	VEE-0.3	VCC2+0.3	V
I _{OUTH}	Peak source current	-15		A
I _{OUTL}	Peak sink current		15	A
RDY, FOB		GND1-0.3	VCC1+0.3	V
IFOB, IRDY	FOB, and RDY pin input current		20	mA
T _J	Junction temperature range	-40	150	°C
T _{stg}	Storage temperature range	-55	150	°C
VCC1SR1	Slew rate of VCC1 for no destruction		20	V/us
VCC2SR1	Slew rate of VCC2 for no destruction		20	V/us
VEESR1	Slew rate of VEE for no destruction	-20		V/us

6 Functions

The internal block of RAJ2930004AGM is shown in Figure 2

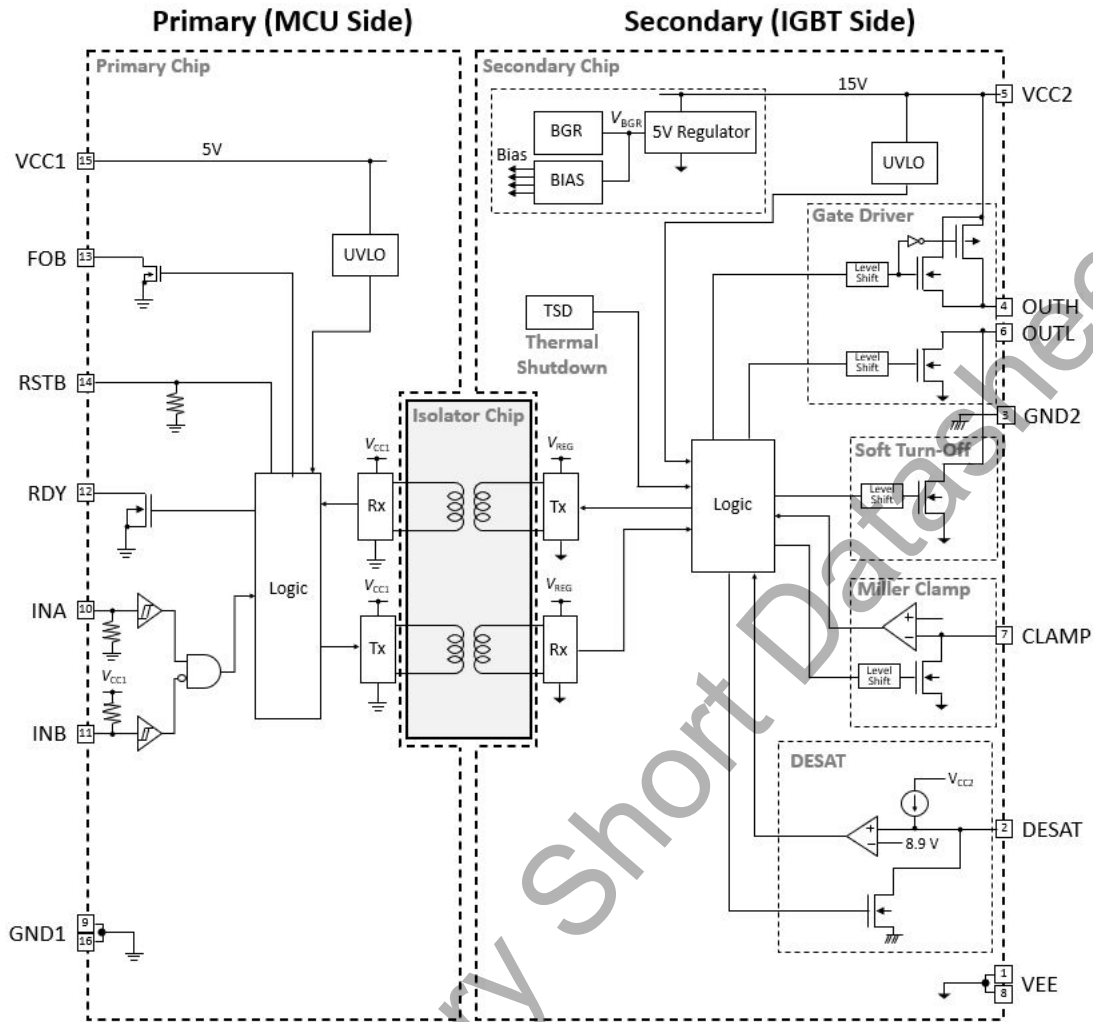


Figure 2 Internal block diagram

7 Example of application diagram

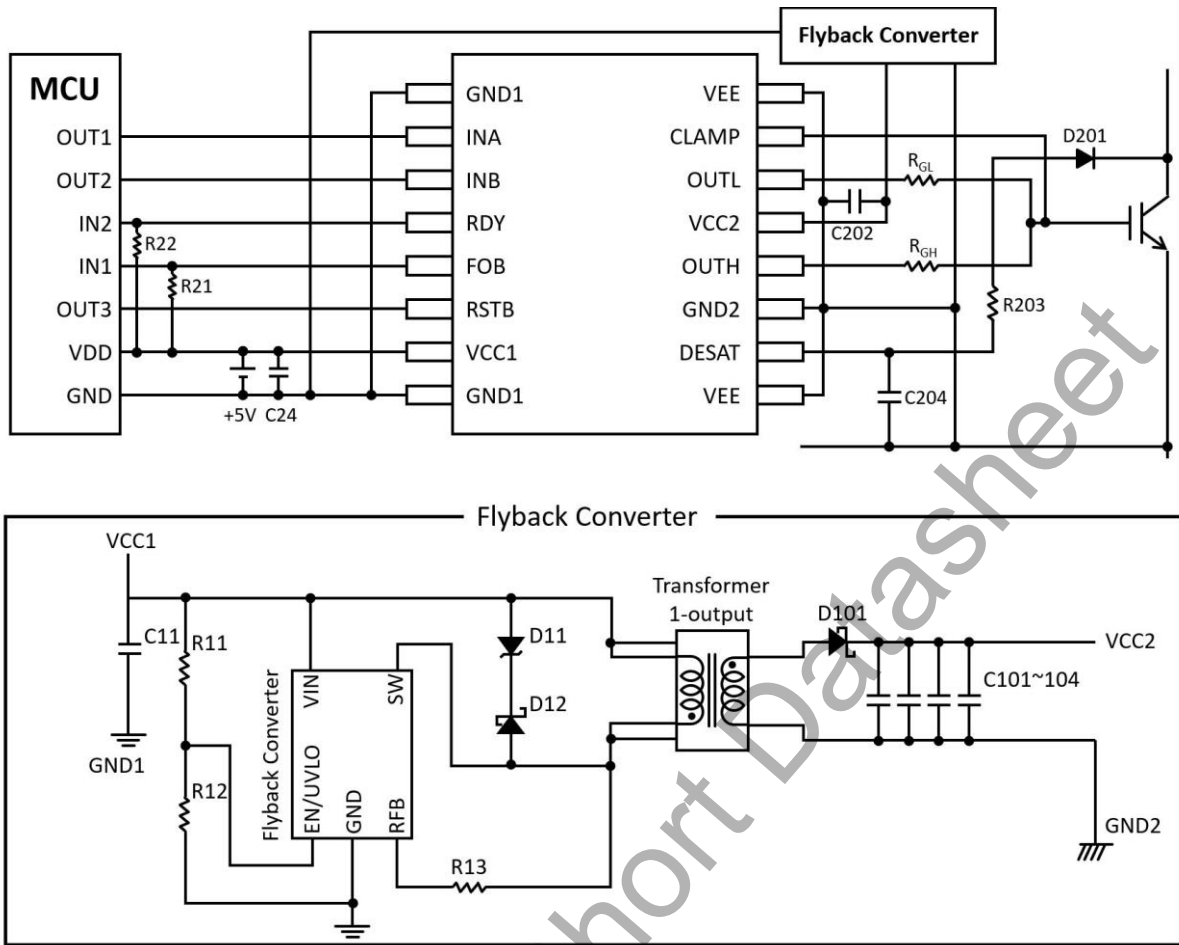


Figure 3 Simplified application diagram for IGBT

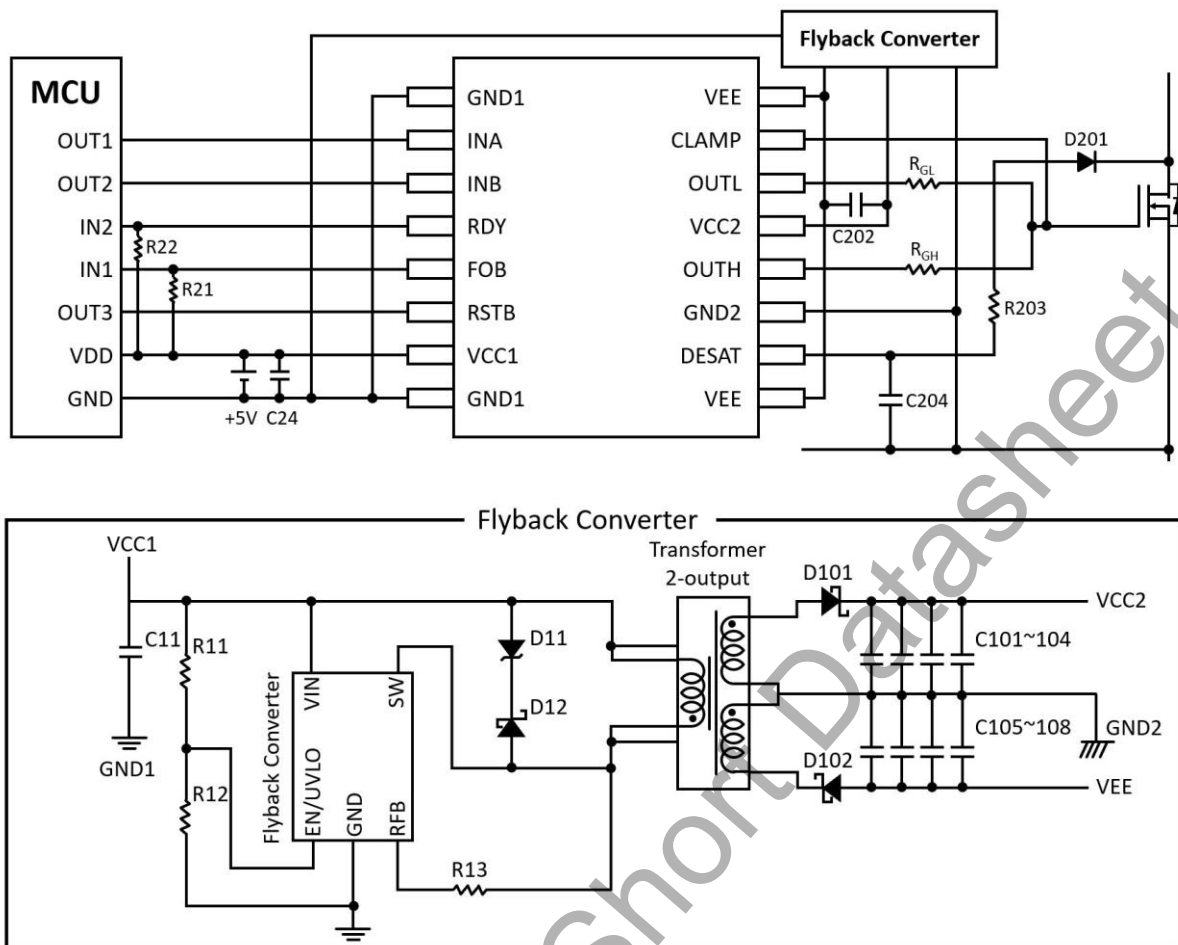
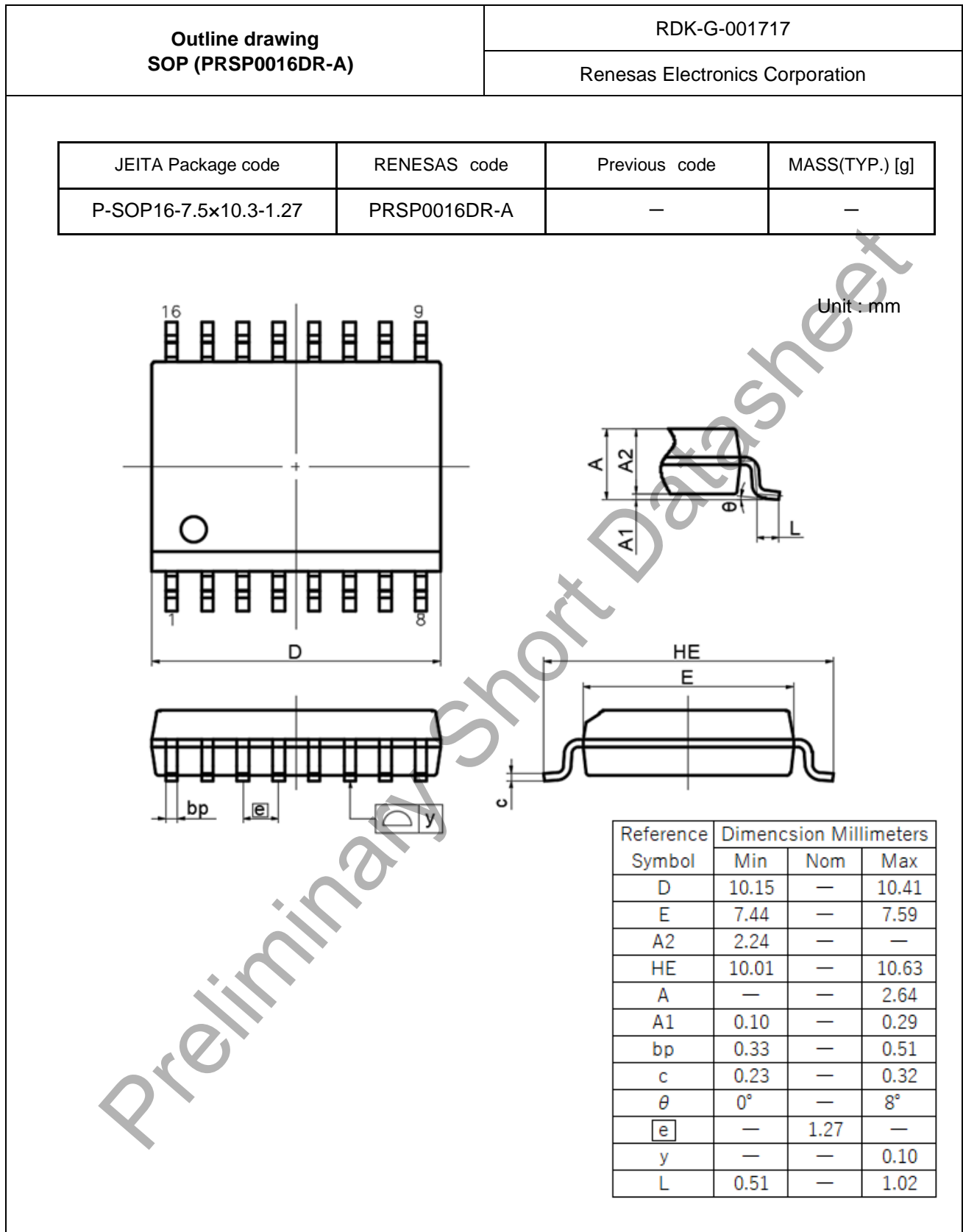


Figure 4 Simplified application diagram for SiC MOSFET

8 Package



Notice

1. Descriptions of circuits, software and other related information in this document are provided only to illustrate the operation of semiconductor products and application examples. You are fully responsible for the incorporation or any other use of the circuits, software, and information in the design of your product or system. Renesas Electronics disclaims any and all liability for any losses and damages incurred by you or third parties arising from the use of these circuits, software, or information.
2. Renesas Electronics hereby expressly disclaims any warranties against and liability for infringement or any other claims involving patents, copyrights, or other intellectual property rights of third parties, by or arising from the use of Renesas Electronics products or technical information described in this document, including but not limited to, the product data, drawings, charts, programs, algorithms, and application examples.
3. No license, express, implied or otherwise, is granted hereby under any patents, copyrights or other intellectual property rights of Renesas Electronics or others.
4. You shall be responsible for determining what licenses are required from any third parties, and obtaining such licenses for the lawful import, export, manufacture, sales, utilization, distribution or other disposal of any products incorporating Renesas Electronics products, if required.
5. You shall not alter, modify, copy, or reverse engineer any Renesas Electronics product, whether in whole or in part. Renesas Electronics disclaims any and all liability for any losses or damages incurred by you or third parties arising from such alteration, modification, copying or reverse engineering.
6. Renesas Electronics products are classified according to the following two quality grades: "Standard" and "High Quality". The intended applications for each Renesas Electronics product depends on the product's quality grade, as indicated below.

"Standard": Computers; office equipment; communications equipment; test and measurement equipment; audio and visual equipment; home electronic appliances; machine tools; personal electronic equipment; industrial robots; etc.

"High Quality": Transportation equipment (automobiles, trains, ships, etc.); traffic control (traffic lights); large-scale communication equipment; key financial terminal systems; safety control equipment; etc.

Unless expressly designated as a high reliability product or a product for harsh environments in a Renesas Electronics data sheet or other Renesas Electronics document, Renesas Electronics products are not intended or authorized for use in products or systems that may pose a direct threat to human life or bodily injury (artificial life support devices or systems; surgical implantations; etc.), or may cause serious property damage (space system; undersea repeaters; nuclear power control systems; aircraft control systems; key plant systems; military equipment; etc.). Renesas Electronics disclaims any and all liability for any damages or losses incurred by you or any third parties arising from the use of any Renesas Electronics product that is inconsistent with any Renesas Electronics data sheet, user's manual or other Renesas Electronics document.
7. No semiconductor product is absolutely secure. Notwithstanding any security measures or features that may be implemented in Renesas Electronics hardware or software products, Renesas Electronics shall have absolutely no liability arising out of any vulnerability or security breach, including but not limited to any unauthorized access to or use of a Renesas Electronics product or a system that uses a Renesas Electronics product. RENESAS ELECTRONICS DOES NOT WARRANT OR GUARANTEE THAT RENESAS ELECTRONICS PRODUCTS, OR ANY SYSTEMS CREATED USING RENESAS ELECTRONICS PRODUCTS WILL BE INVULNERABLE OR FREE FROM CORRUPTION, ATTACK, VIRUSES, INTERFERENCE, HACKING, DATA LOSS OR THEFT, OR OTHER SECURITY INTRUSION ("Vulnerability Issues"). RENESAS ELECTRONICS DISCLAIMS ANY AND ALL RESPONSIBILITY OR LIABILITY ARISING FROM OR RELATED TO ANY VULNERABILITY ISSUES. FURTHERMORE, TO THE EXTENT PERMITTED BY APPLICABLE LAW, RENESAS ELECTRONICS DISCLAIMS ANY AND ALL WARRANTIES, EXPRESS OR IMPLIED, WITH RESPECT TO THIS DOCUMENT AND ANY RELATED OR ACCOMPANYING SOFTWARE OR HARDWARE, INCLUDING BUT NOT LIMITED TO THE IMPLIED WARRANTIES OF MERCHANTABILITY, OR FITNESS FOR A PARTICULAR PURPOSE.
8. When using Renesas Electronics products, refer to the latest product information (data sheets, user's manuals, application notes, "General Notes for Handling and Using Semiconductor Devices" in the reliability handbook, etc.), and ensure that usage conditions are within the ranges specified by Renesas Electronics with respect to maximum ratings, operating power supply voltage range, heat dissipation characteristics, installation, etc. Renesas Electronics disclaims any and all liability for any malfunctions, failure or accident arising out of the use of Renesas Electronics products outside of such specified ranges.
9. Although Renesas Electronics endeavors to improve the quality and reliability of Renesas Electronics products, semiconductor products have specific characteristics, such as the occurrence of failure at a certain rate and malfunctions under certain use conditions. Unless designated as a high reliability product or a product for harsh environments in a Renesas Electronics data sheet or other Renesas Electronics document, Renesas Electronics products are not subject to radiation resistance design. You are responsible for implementing safety measures to guard against the possibility of bodily injury, injury or damage caused by fire, and/or danger to the public in the event of a failure or malfunction of Renesas Electronics products, such as safety design for hardware and software, including but not limited to redundancy, fire control and malfunction prevention, appropriate treatment for aging degradation or any other appropriate measures. Because the evaluation of microcomputer software alone is very difficult and impractical, you are responsible for evaluating the safety of the final products or systems manufactured by you.
10. Please contact a Renesas Electronics sales office for details as to environmental matters such as the environmental compatibility of each Renesas Electronics product. You are responsible for carefully and sufficiently investigating applicable laws and regulations that regulate the inclusion or use of controlled substances, including without limitation, the EU RoHS Directive, and using Renesas Electronics products in compliance with all these applicable laws and regulations. Renesas Electronics disclaims any and all liability for damages or losses occurring as a result of your noncompliance with applicable laws and regulations.
11. Renesas Electronics products and technologies shall not be used for or incorporated into any products or systems whose manufacture, use, or sale is prohibited under any applicable domestic or foreign laws or regulations. You shall comply with any applicable export control laws and regulations promulgated and administered by the governments of any countries asserting jurisdiction over the parties or transactions.
12. It is the responsibility of the buyer or distributor of Renesas Electronics products, or any other party who distributes, disposes of, or otherwise sells or transfers the product to a third party, to notify such third party in advance of the contents and conditions set forth in this document.
13. This document shall not be reprinted, reproduced or duplicated in any form, in whole or in part, without prior written consent of Renesas Electronics.
14. Please contact a Renesas Electronics sales office if you have any questions regarding the information contained in this document or Renesas Electronics products.

(Note1) "Renesas Electronics" as used in this document means Renesas Electronics Corporation and also includes its directly or indirectly controlled subsidiaries.

(Note2) "Renesas Electronics product(s)" means any product developed or manufactured by or for Renesas Electronics.

(Rev.5.0-1 October 2020)

Corporate Headquarters

TOYOSU FORESIA, 3-2-24 Toyosu,
Koto-ku, Tokyo 135-0061, Japan

www.renesas.com

Trademarks

Renesas and the Renesas logo are trademarks of Renesas Electronics Corporation. All trademarks and registered trademarks are the property of their respective owners.

Contact information

For further information on a product, technology, the most up-to-date version of a document, or your nearest sales office, please visit:

www.renesas.com/contact/.