



life.augmented

VIPerPlus

Bring a Plus
to your SMPS design



Contents

- 5 When every mW counts**
- 7 VIPerPlus series**
 - 7 VIPerPlus0P: zero power mode
 - 7 VIPerPlus series 1: low standby, low VCC voltage
 - 7 VIPerPlus series x22: minimal BoM, 730 BV_{DSS}
 - 8 VIPerPlus series 5: quasi-resonant
 - 8 VIPerPlus series 6: smart features
 - 9 VIPerPlus series 7: brownout
 - 9 VIPerPlus series 8: peak power
- 10 A Plus for your applications**
 - 10 Metering
 - 10 Lighting
 - 11 Home appliances
 - 11 Home automation
 - 12 Consumer and adapters
 - 12 Air conditioning
- 13 Evaluation board**

Where every mW counts

Today, power supply units require more sophisticated methods for improving performance while energy-saving regulations push for greater efficiency.

VIPerPlus series of high-voltage converters addresses this challenge, combining an 800 V avalanche-rugged power section with state-of-the-art PWM circuitry for control, and offering a comprehensive set of features and built-in protections. SMPS designs featuring VIPerPlus converters meet the most demanding energy-saving regulations and more: high reliability, flexibility and reduce the number of BOM components.

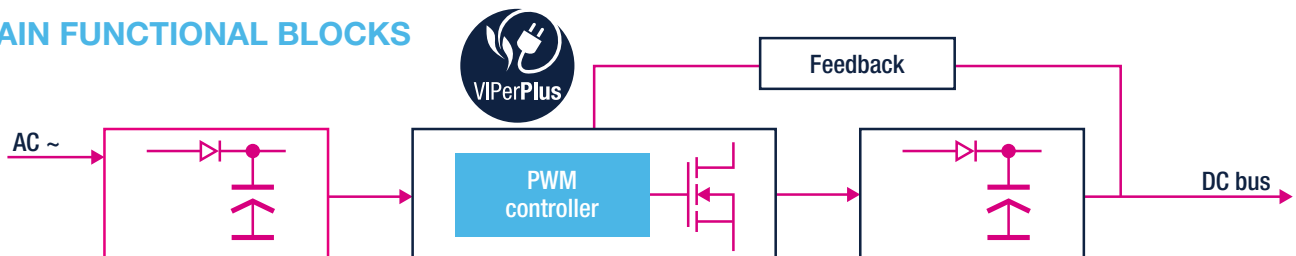
MAIN APPLICATIONS

- Metering
- Lighting
- Home appliances
- Home automation
- Consumer and adapters
- Air conditioning

GET IT ALL WITH VIPERPLUS

- Efficiency
 - The easiest way to comply with the most stringent energy-saving regulation
- Reliability
 - Improves SMPS lifetime
 - Up to 1050 V avalanche-rugged power MOSFET enabling ultra-wide VAC input range
- Versatility
 - Compatible with the most common topologies and power ranges up to 15 W
 - Smart stand by architecture using VIPer zero power
- Cost-effectiveness
 - Small, highly-integrated ICs reduce the number of external components required

MAIN FUNCTIONAL BLOCKS



FAMILY PORTRAIT

Different features for different controllers	VIPer0P Zero-Power Mode		VIPer0P		
	VIPer series 1 Low VCC voltage	VIPer01	VIPer11	VIPer31	
	VIPerPlus series x22 Minimal BoM	VIPer122		VIPer222	
	VIPer series 5 Quasi-resonant			VIPer25	VIPer35
	VIPer series 6 Smart Features	VIPer06	VIPer16	VIPer26/VIPer26K ^{1050V}	
	VIPer series 7 Brown-out		VIPer17	VIPer27	VIPer37
	VIPer series 8 Peak power			VIPer28	VIPer38

Fly-back Converter: 85-265VAC	4-5 W	6-8 W	12 W	15-16 W
Buck Converter	200 mA	300 mA	350 mA	550 mA
Max $R_{DS(on)}$ / I_{DLIM}	27 Ω 450 mA	15 Ω 620 mA	7 Ω 700 mA	3.5 Ω 1 A

DIFFERENTIATORS - FIND THE PLUS FOR YOUR APPLICATION

Quasi-resonant	VIPerPlus series 5						
Jittered frequency (30, 60 or 115/120 kHz)	VIPerPlus0P	VIPerPlus series 1		VIPerPlus series 6	VIPerPlus series 7	VIPerPlus series 8	VIPerPlus series x22
Brown-out protection (settable)	VIPerPlus series 5			VIPerPlus series 7			
Low input voltage (18 VDC)	VIPerPlus series 1						
Extra power timer (peak power)						VIPerPlus series 8	
Double-level OCP	VIPerPlus series 5			VIPerPlus series 7		VIPerPlus series 8	
Feed forward compensation	VIPerPlus series 5						
Embedded E/A 3.3 V, 1.2 V (V*1 & V0P)	VIPerPlus0P	VIPerPlus series 1		VIPerPlus series 6	VIPerPlus series x22		
Floating E/A ground (for easy negative output setting)	VIPerPlus0P						
Self-supply option (remove auxiliary winding)	VIPerPlus0P	VIPerPlus series 1		VIPerPlus series 6	VIPerPlus series x22		
Wide range V _{cc} (4.5 to 30 V)	VIPerPlus0P	VIPerPlus series 1					VIPerPlus series x22
V _{cc} protection	VIPerPlus0P	VIPerPlus series 1		VIPerPlus series 6	VIPerPlus series x22		
Flux runaway protection (for low start up peak current)	VIPerPlus0P	VIPerPlus series 1					
Zero power mode (ZPM)	VIPerPlus0P						
Input OVP (Overvoltage protection)	VIPerPlus series 1						
Output OVP (Overvoltage protection)	VIPerPlus series 1		VIPerPlus series 5	VIPerPlus series 7		VIPerPlus series 8	
Input UVP	VIPerPlus series 1						
PWM current mode using optocoupler VIPerPlus series 1 Cycle-by-cycle OCP Light load management (Burst mode/PFM) Soft start up Thermal shutdown Short-circuit protection Automatic restart after fault	VIPerPlus0P 10 mW 4 mW (ZPM)	VIPerPlus series 1 10 mW	VIPerPlus series 5 30 mW	VIPerPlus series 6 30 mW	VIPerPlus series 7 30 mW	VIPerPlus series 8 30 mW	VIPerPlus series x22 40 mW

TOPOLOGIES- THE BEST FIT FOR THE MOST COMMON ARCHITECTURES

Isolated flyback	Primary Side Regulation (PSR)	VIPerPlus0P	VIPerPlus series 1		VIPerPlus series 6				VIPerPlus series x22
	Secondary Side Regulation (SSR)	VIPerPlus0P	VIPerPlus series 1	VIPerPlus series 5	VIPerPlus series 6	VIPerPlus series 7	VIPerPlus series 8	VIPerPlus series x22	
Non-isolated	Flyback/buck/ buck boost	VIPerPlus0P	VIPerPlus series 1	VIPerPlus series 6			VIPerPlus series x22		

VIPerPlus series

VIPerPlus0P: ZERO POWER MODE

VIPer0P
7 W
V_{BVDSS} 800 V
Max $R_{\text{DS(on)}}$ 20 Ω I_{DLIM} 400 mA

RECOMMENDED FOR

- Home appliances
- Small Home appliances
- Home lighting
- Home automation
- Air conditioning

DIFFERENTIATORS

- Fixed frequency with jittering lowers EMI, thus reducing the number of BOM components
- Zero Power Mode (ZPM) allows smart turn ON and OFF using a button or an MCU
- Integrated error amplifier with 1.2 V reference and floating ground to enable direct feedback and simplify BoM for negative output
- Wide supply voltage range: 4.5 V to 30 V
- 4.5 V enables external supply from low voltage output (5 V)
- 30 V enables wide auxiliary voltage in case the transformer is used
- Pulse-skip protection to prevent flux runaway and the peak start current
- Topologies supported: flyback (PSR and SSR), buck, buck-boost

VIPerPlus series 1: LOW STANDBY, LOW VCC VOLTAGE

VIPer01	VIPer11	VIPer31
4 W	7 W	16 W
V_{BVDSS} 800 V		
Max $R_{\text{DS(on)}}$ 30 Ω I_{DLIM} 120/240/360 mA	Max $R_{\text{DS(on)}}$ 17 Ω I_{DLIM} 370/480/590 mA	Max $R_{\text{DS(on)}}$ 3.5 Ω I_{DLIM} 710/850/990 mA

RECOMMENDED FOR

- Home appliances
- Small Home appliances
- Home lighting
- Home automation
- Air conditioning
- Metering

DIFFERENTIATORS

- Fixed frequency with jittering lowers EMI, thus reducing the number of BOM components
- Disable pin to set the input or output OVP
- Integrated error amplifier with 1.2 V reference to enable direct feedback by resistor divider
- Input UVP (VIPer31)
- HV current source starts at 18 VDC (VIPer01), 26 VDC (VIPer11) and 24VDC (VIPer31) input voltage
- Wide supply voltage range: 4.5 V to 30 V
 - 4.5 V enables external supply from low voltage output (5 V)
 - 30 V enables wide auxiliary voltage in case the transformer is used
- Pulse-skip protection to prevent flux runaway and the peak start current
- Topologie supported: flyback (PSR and SSR), buck, buck-boost

VIPERPLUS SERIES X22: MINIMAL BOM, 730 BVDSS

VIPer122	VIPer222
5 W	8 W
V_{BVDSS} 730 V	
Max R_{DSON} 27 Ω I_{DLIM} 450 mA	Max R_{DSON} 15 Ω I_{DLIM} 620 mA

DIFFERENTIATORS

- Fixed frequency with jittering reduces the EMI allowing the minimal bill of material
- Integrated error amplifier to allow direct feedback by resistor divider
- Topology supported: flyback (PSR and SSR), buck, and buck-boost

RECOMMENDED FOR

- Home appliances
- Consumer goods
- Industrial
- Lighting

VIPERPLUS SERIES 5: QUASI-RESONANT OPERATION

VIPer25	VIPer35
12 W	15 W
V_{BVDSS} 800 V	
Max R_{DSON} 7 Ω I_{DLIM} 700 mA	Max R_{DSON} 4.5 Ω I_{DLIM} 1 A

DIFFERENTIATORS

- The quasi-resonant operation reduces the switching losses and improves power conversion efficiency at wide range load
- Quasi-resonant operations reduces the EMI allowing to minimize the input filter size
- Feed forward compensation ensures a stable power capability for a wide input voltage
- Embedded protections: output OVP, short circuit/OLP, 2nd OCP, settable brown-out
- Topology supported: isolated flyback- SSR

RECOMMENDED FOR

- Consumer
- Adapters
- Air conditioning

VIPERPLUS SERIES 6: SMART FEATURES, HIGHEST ROBUSTNESS

VIPer06	VIPer16	VIPer26 VIPer26K
4 W	6 W	12 W
V_{BVDSS} 800 V		
Max R_{DSON} 32 Ω I_{DLIM} 350 mA	Max R_{DSON} 24 Ω I_{DLIM} 400 mA	Max R_{DSON} 7 Ω I_{DLIM} 700 mA

DIFFERENTIATORS

- Fixed frequency with jittering reduces the EM, thus reducing the number of BOM components
- Integrated error amplifier enables direct feedback using a resistor divider
- No auxiliary winding costs
- Feedback disconnection protection
- Topologies supported: flyback (PSR and SSR), buck, and buck-boost
- 1050 V avalanche-rugged power MOSFET embedded (VIPer26K)

RECOMMENDED FOR

- Home appliances
- Lighting
- Home automation
- 1-phase/3-phases industrial systems

VIPERPLUS SERIES 7: BROWNOUT

VIPer17	VIPer27	VIPer37
6 W	12 W	15 W
V_{BVSS} 800 V		
Max R_{DSON} 24 Ω I_{DLIM} 400 mA	Max R_{DSON} 7 Ω I_{DLIM} 700 mA	Max R_{DSON} 4.5 Ω I_{DLIM} 1 A

DIFFERENTIATORS

- Fixed frequency with jittering lowers EMI, thus reducing the number of required BOM and external components
- Brown out protection with configurable minimum input voltage
- Embedded protections: output OVP, short circuit/OLP, 2nd OCP
- Topology supported: isolated flyback-SSR

RECOMMENDED FOR

- Adapters
- Lighting
- Industrial power supplies
- Air conditioning

VIPERPLUS SERIES 8: PEAK POWER

VIPer28	VIPer38
12 W/20 W (peak)	15 W/25 W (peak)
V_{BVSS} 800 V	
Max R_{DSON} 7 Ω I_{DLIM} 800 mA	Max R_{DSON} 4.5 Ω I_{DLIM} 1.15 A

DIFFERENTIATORS

- Fixed frequency with jittering lowers EMI, thus reducing the number of required BOM and external components
- Extra power timer (peak power) for improved response during load transient
- Embedded protections: output OVP, short circuit/OLP, 2nd OCP
- Topology supported: isolated flyback-SSR

RECOMMENDED FOR

- Metering
- Lighting
- Consumer

A plus for your applications

A PLUS FOR METERING

REQUIREMENTS

- Very high voltage robustness
- High immunity to electrical discharge
- Reduced noise in the communication band
- Peak power for data transfer

RECOMMENDED:

VIPerPlus series 6

VIPerPlus series 8

VIPerPlus series 1

KEY BENEFITS FOR METERING

- Three switching frequency options to avoid noise in the communication band
- Up to 1050 V avalanche-rugged power MOSFET allowing ultra wide range input Vac to be covered
- Embedded error amplifier for direct feedback from output or primary regulation
- Settable timer for peak power capability

BEST-FIT TOPOLOGIES



- Non-isolated converter
 - buck
 - buck boost (negative output)
 - flyback with direct output feedback



- Isolated Flyback
 - SSR with optocoupler
 - Peak power

A PLUS FOR LIGHTING

REQUIREMENTS

- Low standby consumption
- High efficiency
- Robustness
- Cost saving
- Reduced size

RECOMMENDED:

VIPerPlus0P

VIPerPlus series 1

VIPerPlus series 5

VIPerPlus series 6


KEY BENEFITS FOR LIGHTING

- Energy-saving: 10 mW @ no load @ 230 Vac and 4 mW in ZPM @ 230 Vac
- Quasi-resonant for high efficiency
- 800 V avalanche-rugged power MOSFET allowing ultra-wide range input Vac to be covered
- Reduced peak drain current during the start-up
- Smart and efficient buck led driver using the floating ground and low ref voltage
- Embedded error amplifier for direct feedback from output or primary regulation
- Operating temperature: -40 to +150 °C
- Brown-out with settable turn-ON and turn-OFF thresholds

BEST-FIT TOPOLOGIES



- Non-isolated converter
 - buck
 - buck boost (negative output)
 - flyback with direct output feedback



- Isolated Flyback
 - SSR with optocoupler
 - PSR by auxiliary winding
 - Quasi-resonant

A PLUS FOR HOME APPLIANCES

REQUIREMENTS

- Low standby power
- High efficiency at light load
- Small EMI input filter
- Ultra-wide input voltage
- Small size

RECOMMENDED:

VIPerPlus0P

VIPerPlus series 1

VIPerPlus series 6

VIPerPlus series x22

KEY BENEFITS FOR HOME APPLIANCES

- Frequency jittering reduces the EMI enabling small input filter
- Compliance with the most stringent energy saving regulations
- Zero Power Mode enabling IC shut down and wake up using smart interface with MCU for touch button or remote control
- 800 V avalanche-rugged power MOSFET enabling ultra-low wide range input Vac to be covered
- Self-supply for reduced part count
- Embedded error amplifier for direct feedback from output or primary regulation
- Reduced peak drain current during the start up
- Wide supply voltage range: 4.5 to 30 V
 - 4.5 V enables external supply from low voltage output (5 V)
 - 30 V enables wide auxiliary voltage in case the transformer is used

BEST-FIT TOPOLOGIES



- Non-isolated converter
 - buck
 - buck boost (negative output)
 - flyback with direct output feedback



- Isolated Flyback
 - SSR with optocoupler
 - PSR by auxiliary winding

A PLUS FOR HOME AUTOMATION

REQUIREMENTS

- Small size
- Low standby power
- High efficiency at light load
- Small EMI input filter
- Reduced part count

RECOMMENDED:

VIPerPlus0P

VIPerPlus series 1

VIPerPlus series 6

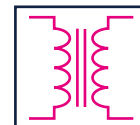
KEY BENEFITS FOR HOME AUTOMATION

- Energy saving: 10 mW @ no load @ 230 Vac, 4 mW in ZPM @ 230 Vac
- 800 V avalanche-rugged power MOSFET enabling ultra-wide range input Vac
- Embedded auto-restart protections
- Self-supply for reduced part count
- Embedded error amplifier for direct feedback from output or primary regulation
- Operating temperature: -40 to +150 °C
- Remote control availability through ZPM function (only Viper0P)

BEST-FIT TOPOLOGIES



- Non-isolated converter
 - buck
 - buck boost (negative output)
 - flyback with direct output feedback



- Isolated Flyback
 - SSR with optocoupler
 - PSR by auxiliary winding

A PLUS FOR CONSUMER APPLICATIONS AND ADAPTERS

REQUIREMENTS

- Low standby power
- High efficiency
- Reliability
- Cost saving
- Minimized size and weight
- Robustness

RECOMMENDED:

VIPerPlus series 5

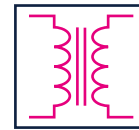
VIPerPlus series 8

VIPerPlus series x22

KEY BENEFITS FOR CONSUMER AND ADAPTERS

- Energy saving: 30 mW no load consumption @ 230 Vac
- Compliance with the more stringent energy saving regulations
- Quasi resonant for high efficiency
- 800 V avalanche-rugged power MOSFET enabling ultra-wide range input Vac
- Peak power capability for improved response during load transient
- Operating temperature: -40 to +150 °C
- Brown-out with settable turn-ON and turn-OFF thresholds

BEST-FIT TOPOLOGIES



- Isolated Flyback
 - SSR with optocoupler
 - Peak power
 - Quasi-resonant

A PLUS FOR AIR CONDITIONING

REQUIREMENTS

- Robustness & Reliability
- Low EMI
- High efficiency
- Ultra wide range input voltage
- Minimized size and BoM

RECOMMENDED:

VIPer0P

VIPer35

VIPer37

VIPer31

KEY BENEFITS FOR AIR CONDITIONING

- 800 V avalanche-rugged power MOSFET with embedded failure protections
- Frequency Jittering for reduced EMI
- Quasi Resonant for high efficiency and reduced EMI
- Remote control availability through ZPM function (only Viper0P)
- Energy efficiency meets the most stringent regulations
- Embedded auto-restart protections and thermal shutdown

BEST-FIT TOPOLOGIES



- Isolated Flyback
 - SSR with optocoupler
 - PSR by auxiliary winding

Evaluation boards

NON-ISOLATED, INDUCTOR-BASED TOPOLOGIES - BUCK OR BUCK-BOOST UP TO IOUT 350 MA AT WIDE AND ULTRA-WIDE INPUT VOLTAGE RANGE

Order code	Part number	Short description	Vin	Vout/Iout	Document
STEVAL-ISA010V1	VIPER16LN	Non-isolated buck converter, 60 kHz, DIP7 package	85-500 V _{AC}	12 V ±10%, 5 V ±4%, 150 mA	AN2872
STEVAL-ISA096V1	VIPER06XS	Non-isolated buck boost converter, 30 kHz, SS010 package	85-265 V _{AC}	-12 V/150 mA	UM1470
STEVAL-ISA114V1	VIPER06XS	Non-isolated buck converter, 30 kHz, SS010 package	80-265 V _{AC}	5 V/160 mA	AN4273
STEVAL-ISA115V1	VIPER06XS	Non-isolated buck converter, 30 kHz, SS010 package	85-265 V _{AC}	12 V/150 mA	AN4260
STEVAL-ISA116V1	VIPER26LD	Non-isolated buck converter, 60 kHz, S016N package	85-265 V _{AC}	16 V, 5 V/300 mA	AN4562
STEVAL-ISA119V1	VIPER16LD	Non-isolated buck converter, 60 kHz, S016N package	85-265 V _{AC}	12, 5 V/150 mA	AN4345
STEVAL-ISA130V1	VIPER06XN	Non-isolated buck converter, 30 kHz, DIP7 package	85-375 V _{AC}	12 V/140 mA	DN0009
STEVAL-ISA178V1	VIPER013XS	Non-isolated buck converter, jittered 30 kHz, SS010 package	85-265 V _{AC}	5 V/200 mA	AN4858
STEVAL-ISA179V1	VIPER0PLD	Non-isolated buck converter, jittered 60 kHz, S016N package	85-265 V _{AC}	15 V/150 mA	AN4857
STEVAL-ISA195V1	VIPER115XS	Non-isolated buck converter, 30 kHz, SS010 package	85-265 V _{AC}	5 V/350 mA	AN5081
STEVAL-LL003V1	VIPER0PLD	Non-isolated buck converter, 60 kHz, S016N package	85-275 V _{AC}	8 W/130 mA	AN5107
STEVAL-VP12201B	VIPER122	Non-isolated buck converter, 60 kHz, SS010 package	85-265 V _{AC}	15 V/200 mA	AN5401
STEVAL-VP26K01B	VIPER265KD	Non-isolated buck converter, 60 kHz, S016N package	90-600 V _{AC}	15 V/100 mA	AN5380
STEVAL-VP22201B	VIPER222XS	Non-isolated buck converter, 30 kHz, SS010 package	85-265 V _{AC}	5 V/360 mA	AN5401

FLYBACK

UP TO 4.5 W AT WIDE INPUT VOLTAGE RANGE - NON ISOLATED

Order code	Part number	Short description	Vin	Vout/Iout	Document
STEVAL-ISA112V1	VIPER06HN	Flyback, 115 kHz, DIP7 package	85-265 V _{AC}	12 V/350 mA	AN4116
STEVAL-ISA113V1	VIPER06HS	Flyback, 115 kHz, SS010 package	85-265 V _{AC}	12 V/350 mA	AN4164
STEVAL-ISA177V1	VIPER013LS	Flyback, 60 kHz, SS010 package	85-265 V _{AC}	5 V/800 mA	AN4855

UP TO 4.5 W AT WIDE INPUT VOLTAGE RANGE - ISOLATED

Order code	Part number	Short description	Vin	Vout/Iout	Document
STEVAL-ILL017V1	VIPER17HN	Flyback (LED driver), 115 kHz DIP7 package	220 ±20%	7 V/500 mA	AN2811
STEVAL-ISA134V1	VIPER06HN	Flyback, 115 kHz, DIP7 package	85-265 V _{AC}	12 V/330 mA	AN4372
STEVAL-ISA135V1	VIPER06HS	Flyback, 115 kHz, SS010 package	85-265 V _{AC}	12 V/330 mA	AN4404
STEVAL-ISA136V1	VIPER06HN	Flyback, 115 kHz, DIP7 package	85-265 V _{AC}	5 V/600 mA	AN4410
STEVAL-ISA137V1	VIPER06HS	Flyback, 115 kHz, SS010 package	85-265 V _{AC}	5 V/600 mA	AN4418

UP TO 7 W AT WIDE INPUT VOLTAGE RANGE - NON ISOLATED

Order code	Part number	Short description	Vin	Vout/Iout	Document
STEVAL-ISA071V2	VIPER16LN	Flyback (negative), 60 kHz, DIP7 package	85-265 V _{AC}	-5 V/400 mA, +7 V/160 mA	UM0920
STEVAL-ISA118V1	VIPER16LN	Flyback, 60 kHz, DIP7 package	85-265 V _{AC}	16 V/280 mA	AN3028
STEVAL-ISA129V1	VIPER16HN	Flyback, 115 kHz, DIP7 package	85-265 V _{AC}	16 V/280 mA	
STEVAL-ISA174V1	VIPER0PLD	Flyback, 60 kHz, S016N package, Zero-Power	85-265 V _{AC}	7 V, -5 V 7 W	AN4836
STEVAL-ISA192V1	VIPER0PLD	Flyback, 60 kHz, S016N package, Zero-Power with Tactile switches and STM32L	85-265 V _{AC}	-5 V/800 mA, +7 V/400 mA	AN4941
STEVAL-ISA196V1	VIPER114LS	Flyback, 60 kHz, S016N package	85-265 V _{AC}	5 V/1.2 A	AN5072

UP TO 8 W AT WIDE INPUT VOLTAGE RANGE - ISOLATED

Order code	Part number	Short description	Vin	Vout/Iout	Document
STEVAL-ISA062V1	VIPER17HN	Flyback (double out), 115 kHz, DIP7 package	85-265 V _{AC}	5 V, 12 V/750 mA	AN2934
STEVAL-ISA117V1	VIPER16LN	Flyback, 60 kHz, DIP7 package	85-265 V _{AC}	12 V/400 mA	AN4259
STEVAL-ISA124V1	VIPER17HN	Flyback (CC/CV charger), 115 kHz, DIP7 package	85-265 V _{AC}	5 V/1 A	AN2840
STEVAL-ISA125V1	VIPER28LN	Flyback (PEAK Power), 60 kHz, DIP7 package	85-265 V _{AC}	5 V/2.4 A	DB1985
STEVAL-ISA126V1	VIPER28HN	Flyback (PEAK Power), 115 kHz, DIP7 package	85-265 V _{AC}	5 V/2.4 A	AN2950
STEVAL-ISA180V1	VIPER0PHD	Flyback, 60kHz, S016N package, Zero Power	85-265 V _{AC}	12 V/0.5 A	AN4905
STEVAL-ISA181V1	VIPER0PHD	STM32L151C6, Flyback, 120 kHz, S016N package, Zero Power, Remote control	85-265 V _{AC}	12 V/0.5 A	AN4940
STEVAL-ISA197V1	VIPER114LS	Flyback (iso), 60 kHz, S016N package	85-265 V _{AC}	12 V/0.65 A	AN5057

UP TO 12 W AT WIDE INPUT VOLTAGE RANGE - NON ISOLATED

Order code	Part number	Short description	Vin	Vout/Iout	Document
STEVAL-ISA110V1	VIPER26LN	Flyback, 60 kHz, DIP7 package	85-265 V _{AC}	12 V/1 A	AN4106
STEVAL-ISA111V1	VIPER26HN	Flyback, 115 kHz, DIP7 package	85-265 V _{AC}	12 V/1 A	AN4165

UP TO 12 W AT WIDE INPUT VOLTAGE RANGE - ISOLATED

Order code	Part number	Short description	Vin	Vout/Iout	Document
STEVAL-ISA081V1	VIPER26LN	Flyback (PRIMARY reg), 60 kHz, DIP7 package	85-265 V _{AC}	12 V, 3.3 V/1 A	UM0984
STEVAL-ISA122V1	VIPER27HN	Flyback, 115 kHz, DIP7 package	85-265 V _{AC}	5 V/2.2 A	AN3011
STEVAL-ISA162V1	VIPER25HD	Quasi-resonant flyback, 225 kHz frequency limit, S016N package	85-265 V _{AC}	12 V/830 mA	AN4685
STEVAL-ISA175V1	VIPER26HD	Three outputs, flyback for Smart meter and Power Line Communication system	85-440 V _{AC}	16 V/500 mA (700 mA pk) 5 V/100 mA, 3.3 V/200 mA	AN4878
STEVAL-ISA182V1	VIPER38HD	Flyback (PEAK Power), 115 kHz, S016N package	85-132 V _{AC}	12 V/0.7 A (2.5 A peak for 10 ms)	AN4924
STEVAL-VP26K01F	VIPER267KD	Flyback, 60 kHz, S016N package	85-440 V _{AC}	15 V/550 mA (700 mA pk) 5 V/100 mA, 3.3 V/200 mA	AN5303
TEVAL-VP26K02F	VIPER267KD	Flyback, 60 kHz, S016N package	85-500 V _{AC}	12 V/700 mA (1 A pk) 6 V/200 mA	AN5374
STEVAL-VP26K03F	VIPER267KD	Flyback (Primary reg.), 60 kHz, S016N package	85-500 V _{AC}	12 V/700 mA (1 A pk) 6 V/200 mA	AN5375

UP TO 15 W AT WIDE INPUT VOLTAGE RANGE - ISOLATED

Order code	Part number	Short description	Vin	Vout/Iout	Document
STEVAL-ISA121V1	VIPER37LE	Flyback, 60 kHz, SDIP10 package	85-265 V _{AC}	5 V, 3 A	AN4407
STEVAL-ISA140V1	VIPER37HE	Flyback, 60 kHz, SDIP10 package	85-265 V _{AC}	12 V/1.2 A	AN4419
STEVAL-ISA153V1	VIPER38LE	Flyback (PEAK Power), 60 kHz, SDIP10 package	90-265 V _{AC}	12 V/1.2 A peak 1.8 A	AN4479
STEVAL-ISA171V1	VIPER35HD	Quasi-resonant flyback, 225 kHz frequency limit, S016N package	85-265 V _{AC}	12 V/1.25 A	AN4812
STEVAL-ISA191V1	VIPER37LE	Flyback double output, 60 kHz, SDIP10 package	85-265 V _{AC}	5 V/1.2 A, 12 V/0.75 A	AN4830
STEVAL-ISA183V1	VIPER35LD	Quasi resonant triple output flyback, 136 kHz frequency limit	175-275 V _{AC}	12 V/1 A, 15 V/0.2 A 5 V/0.2 A	AN5030
STEVAL-ISA184V1	VIPER37LD	Flyback double output, 60 kHz, S016N package	85-265 V _{AC}	5 V/1.2 A, 12 V/0.75 A	AN4830

Available online

SURFACE-MOUNT AND THROUGH-HOLE PACKAGES



SO16N



SDIP10

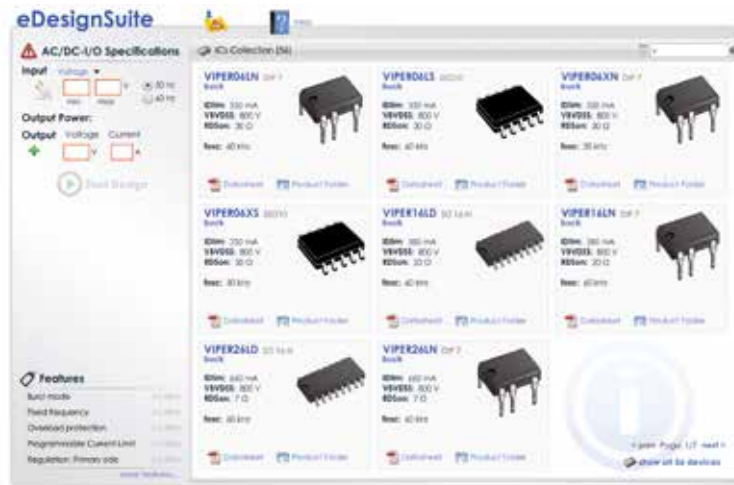


DIP7



SS010

MAKE YOUR DESIGN EASILY USING EDESIGNSUITE



For technical documentation, samples
and online ordering, visit us at
www.st.com/viperplus

life.augmented



Order code: BRVIPER0520

For more information on ST products and solutions, visit www.st.com

© STMicroelectronics - May 2020 - Printed in United Kingdom - All rights reserved
ST and ST logo are registered and/or unregistered trademarks of STMicroelectronics International NV or its affiliates in the EU and/or elsewhere. In particular, ST and ST logo are Registered in the US Patent and Trademark Office. For additional information about ST trademarks, please refer to www.st.com/trademarks. All other product or service names are the property of their respective owners.



life.augmented